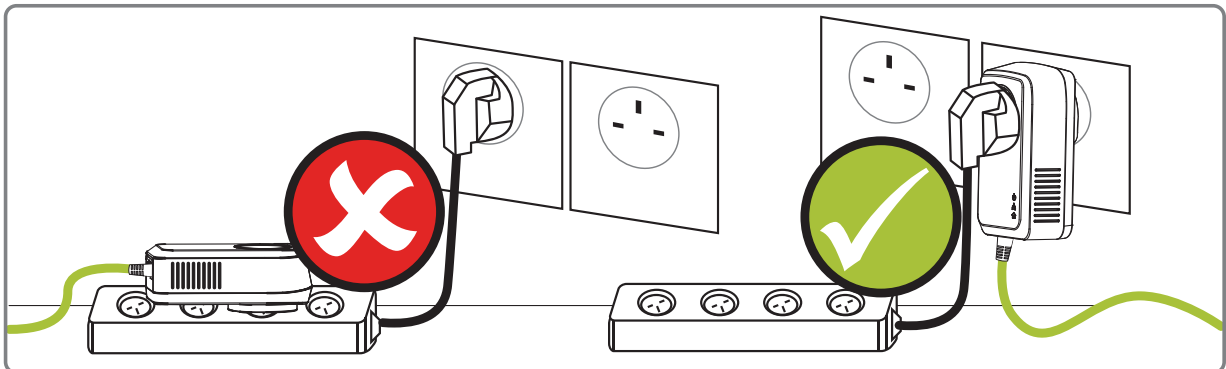
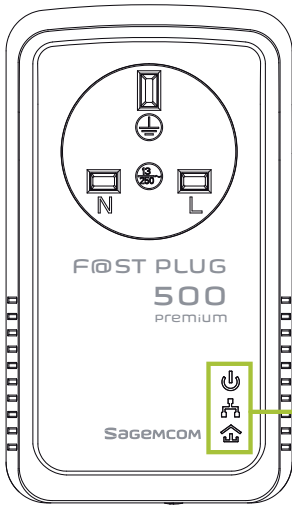


**RECOMMENDED USE OF A MULTIPLE PLUG ADAPTER**



For more information about the way to secure your network or to join a HomePlug AV network, please consult the User Guide available on the <http://support.sagemcom.com> website.



Device is **OFF**.



Device is **ON**.



Ethernet port is **not** connected.



Ethernet port is **connected**.

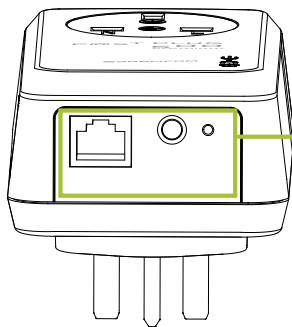


No device detected on your network.



At least one device is detected on your network.

**Note:** For more information about the status of the LEDs, please consult the User Guide available on the <http://support.sagemcom.com> website.



**Ethernet port**

Use the Ethernet port to connect your equipments using the Ethernet cable provided.



**Pairing button**

Press this button to secure your network.



**Reset button**

Press this button to restore factory settings.

**Note:** For a detailed procedure on how to secure your network or add additional devices to an existing powerline network, please consult the User Guide available on the <http://support.sagemcom.com> website.

# SAGEMCOM

**Sagemcom Broadband SAS**

Headquarters: 250, route de l'Empereur  
 92848 Rueil-Malmaison Cedex - FRANCE  
 Tel: +33 (0)1 57 61 10 00 - Fax: +33 (0)1 57 61 10 01  
[www.sagemcom.com](http://www.sagemcom.com)

253482160-A - 2/3/12

All rights reserved. The information and specifications included are subject to change without prior notice. Sagemcom Broadband SAS tries to ensure that all information in this document is correct, but does not accept liability for error or omission. Non contractual document. All trademarks are registered by their respective owners. Simplified joint stock company - Capital 35 703 000 Euros -118 250 360 RCS Nanterre.